

**Full-Time Faculty By School and Dept  
Fall 2008**

**COLLEGE OF ARTS, SCIENCE AND LETTERS**

**Headcount By Dept**

	<b>Professor</b>	<b>Associate Professor</b>	<b>Assistant Professor</b>	<b>Instructor</b>	<b>Lecturer</b>	<b>Total</b>
Behavioral Sciences	6	9	10	0	2	27
Lang, Culture & Comm	3	10	5	0	12	30
Lit, Phil & the Arts	7	7	4	0	0	18
Mathematics	9	7	3	0	3	22
Natural Sciences	10	9	9	0	9	37
Social Sciences	9	12	7	2	1	31
<b>Total</b>	<b>44</b>	<b>54</b>	<b>38</b>	<b>2</b>	<b>27</b>	<b>165</b>

**Percentage By Rank and Dept**

	<b>Professor</b>	<b>Associate Professor</b>	<b>Assistant Professor</b>	<b>Instructor</b>	<b>Lecturer</b>	<b>Total</b>
Behavioral Sciences	22%	33%	37%	0%	7%	100%
Lang, Culture & Comm	10%	33%	17%	0%	40%	100%
Lit, Phil & the Arts	39%	39%	22%	0%	0%	100%
Mathematics	41%	32%	14%	0%	14%	100%
Natural Sciences	27%	24%	24%	0%	24%	100%
Social Sciences	29%	39%	23%	6%	3%	100%
<b>Total</b>	<b>27%</b>	<b>33%</b>	<b>23%</b>	<b>1%</b>	<b>16%</b>	<b>100%</b>

Source: IPEDS Fall Staff Survey data as of November 1.

Notes: Beginning in Fall 2006, adjuncts were no longer included in the lecturer count.

These counts exclude visiting and emeritus titles.

**Full-Time Faculty By School and Dept  
Fall 2008**

**COLLEGE OF ARTS, SCIENCE AND LETTERS**

**Demographics By Dept.**

**Behavioral Science**

	Gender		Ethnicity					Tenure Status			
	F	M	White	Black	Hispanic	Asian	Native American	None	TEN	NTK	NOT
Professor	1	5	6	0	0	0	0	0	6	0	0
Associate Professor	4	5	6	2	0	1	0	0	9	0	0
Assistant Professor	6	4	9	0	0	1	0	0	0	10	0
Instructor	0	0	0	0	0	0	0	0	0	0	0
Lecturer	0	2	0	1	1	0	0	0	0	0	2
<b>Total Behavioral Sciences</b>	<b>11</b>	<b>16</b>	<b>21</b>	<b>3</b>	<b>1</b>	<b>2</b>	<b>0</b>	<b>0</b>	<b>15</b>	<b>10</b>	<b>2</b>

**Lang, Culture & Comm**

	Gender		Ethnicity					Tenure Status			
	F	M	White	Black	Hispanic	Asian	Native American	None	TEN	NTK	NOT
Professor	2	1	2	0	0	1	0	0	3	0	0
Associate Professor	5	5	8	0	1	1	0	0	10	0	0
Assistant Professor	2	3	3	0	1	1	0	0	0	5	0
Instructor	0	0	0	0	0	0	0	0	0	0	0
Lecturer	8	4	12	0	0	0	0	0	0	0	12
<b>Total Lang, Culture &amp; Comm</b>	<b>17</b>	<b>13</b>	<b>25</b>	<b>0</b>	<b>2</b>	<b>3</b>	<b>0</b>	<b>0</b>	<b>13</b>	<b>5</b>	<b>12</b>

Source: IPEDS Fall Staff Survey data as of November 1.

Notes: Beginning in Fall 2006, adjuncts were no longer included in the lecturer count.

These counts exclude visiting and emeritus titles.

**Full-Time Faculty By School and Dept  
Fall 2008**

**COLLEGE OF ARTS, SCIENCE AND LETTERS**

**Lit, Philosophy & the Arts**

	Gender		Ethnicity					Tenure Status			
	F	M	White	Black	Hispanic	Asian	Native American	None	TEN	NTK	NOT
Professor	5	2	6	1	0	0	0	0	7	0	0
Associate Professor	3	4	6	1	0	0	0	0	6	1	0
Assistant Professor	3	1	4	0	0	0	0	0	0	4	0
Instructor	0	0	0	0	0	0	0	0	0	0	0
Lecturer	0	0	0	0	0	0	0	0	0	0	10
<b>Total Lit, Phil &amp; the Arts</b>	<b>11</b>	<b>7</b>	<b>16</b>	<b>2</b>	<b>0</b>	<b>0</b>	<b>0</b>	<b>0</b>	<b>13</b>	<b>5</b>	<b>10</b>

**Mathematics**

	Gender		Ethnicity					Tenure Status			
	F	M	White	Black	Hispanic	Asian	Native American	None	TEN	NTK	NOT
Professor	3	6	8	0	0	1	0	0	9	0	0
Associate Professor	2	5	6	0	0	1	0	0	7	0	0
Assistant Professor	2	1	3	0	0	0	0	0	0	3	0
Instructor	0	0	0	0	0	0	0	0	0	0	0
Lecturer	1	2	3	0	0	0	0	0	0	0	3
<b>Total Mathematics</b>	<b>8</b>	<b>14</b>	<b>20</b>	<b>0</b>	<b>0</b>	<b>2</b>	<b>0</b>	<b>0</b>	<b>16</b>	<b>3</b>	<b>3</b>

Source: IPEDS Fall Staff Survey data as of November 1.

Notes: Beginning in Fall 2006, adjuncts were no longer included in the lecturer count.

These counts exclude visiting and emeritus titles.

**Full-Time Faculty By School and Dept  
Fall 2008**

**COLLEGE OF ARTS, SCIENCE AND LETTERS**

**Natural Sciences**

	Gender		Ethnicity					Tenure Status			
	F	M	White	Black	Hispanic	Asian	Native American	None	TEN	NTK	NOT
Professor	2	8	9	0	0	1	0	0	10	0	0
Associate Professor	2	7	7	0	0	2	0	0	9	0	0
Assistant Professor	4	5	7	1	0	1	0	0	0	9	0
Instructor	0	0	0	0	0	0	0	0	0	0	0
Lecturer	5	4	7	2	0	0	0	0	0	0	9
<b>Total Natural Sciences</b>	<b>13</b>	<b>24</b>	<b>30</b>	<b>3</b>	<b>0</b>	<b>4</b>	<b>0</b>	<b>0</b>	<b>19</b>	<b>9</b>	<b>9</b>

**Social Sciences**

	Gender		Ethnicity					Tenure Status			
	F	M	White	Black	Hispanic	Asian	Native American	None	TEN	NTK	NOT
Professor	2	7	8	0	1	0	0	0	9	0	0
Associate Professor	4	8	11	0	1	0	0	0	11	1	0
Assistant Professor	1	6	6	1	0	0	0	0	0	7	0
Instructor	1	1	2	0	0	0	0	0	0	1	1
Lecturer	1	0	1	0	0	0	0	0	0	0	1
<b>Total Social Sciences</b>	<b>9</b>	<b>22</b>	<b>28</b>	<b>1</b>	<b>2</b>	<b>0</b>	<b>0</b>	<b>0</b>	<b>20</b>	<b>9</b>	<b>2</b>

Source: IPEDS Fall Staff Survey data as of November 1.

Notes: Beginning in Fall 2006, adjuncts were no longer included in the lecturer count.

These counts exclude visiting and emeritus titles.

**Full-Time Faculty By School and Dept  
Fall 2008**

**COLLEGE OF ARTS, SCIENCE AND LETTERS**

**AVERAGE SALARIES**

	<b>Professor</b>	<b>Associate Professor</b>	<b>Assistant Professor</b>	<b>Instructor</b>	<b>Lecturer</b>	<b>Total School Avg</b>
Behavioral Sciences	\$84,433	\$71,150	\$57,226	\$0	\$43,147	\$255,956
Lang, Culture & Comm	\$77,786	\$66,963	\$55,613	\$0	\$42,916	\$243,278
Lit, Phil & the Arts	\$85,793	\$64,540	\$53,542	\$0	\$0	\$203,875
Mathematics	\$89,576	\$66,897	\$55,041	\$0	\$46,092	\$257,606
Natural Sciences	\$99,400	\$65,852	\$57,569	\$0	\$46,814	\$269,635
Social Sciences	\$88,343	\$69,658	\$58,990	\$51,500	\$40,823	\$309,314

Source: IPEDS Fall Staff Survey data as of November 1.

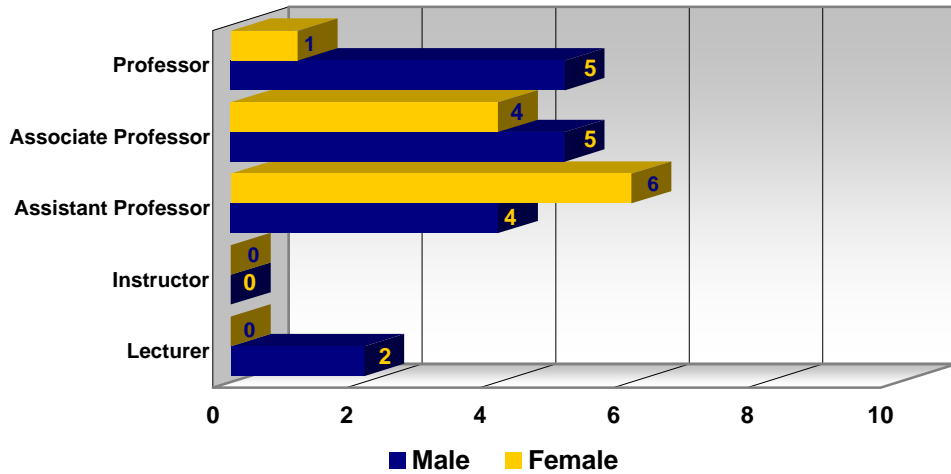
Notes: Beginning in Fall 2006, adjuncts were no longer included in the lecturer count.

These counts exclude visiting and emeritus titles.

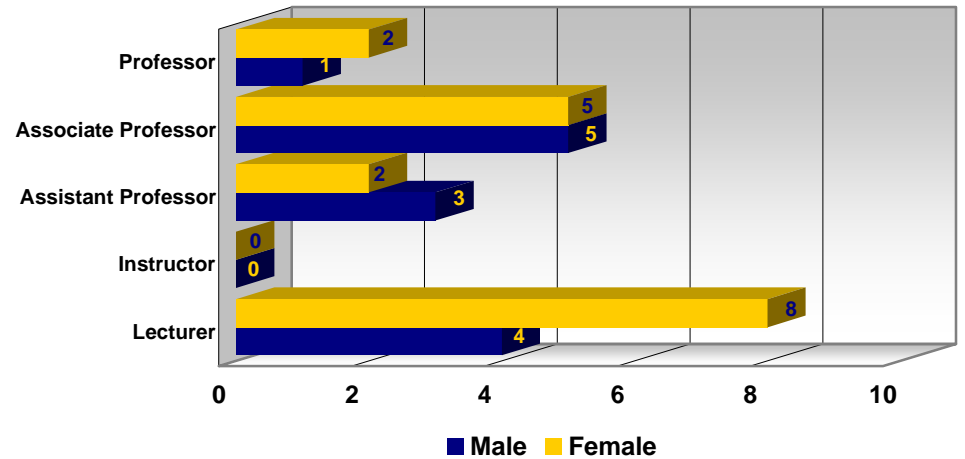
**Full-Time Faculty By School and Dept  
Fall 2008**

**COLLEGE OF ARTS, SCIENCE AND LETTERS**

**Behavioral Sciences**



**Lang, Culture & Comm**

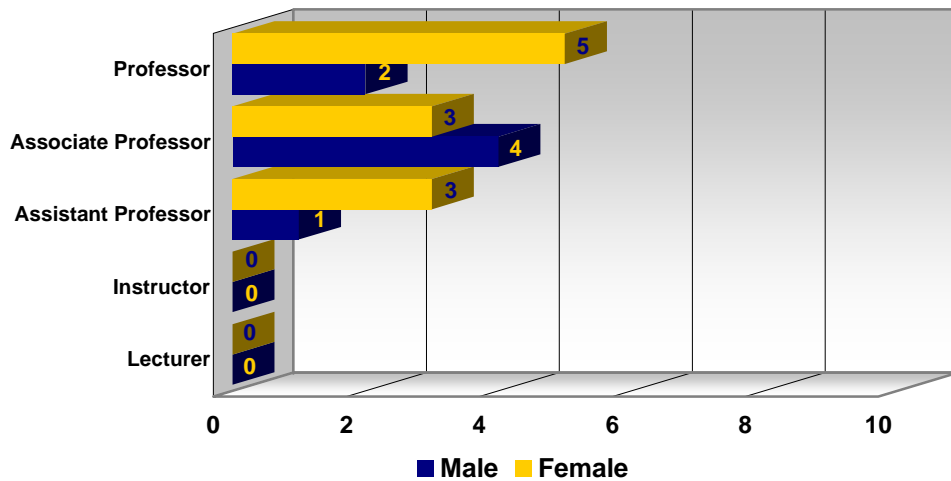


Source: IPEDS Fall Staff Survey data as of November 1.  
 Notes: Beginning in Fall 2006, adjuncts were no longer included in the lecturer count.  
 These counts exclude visiting and emeritus titles.

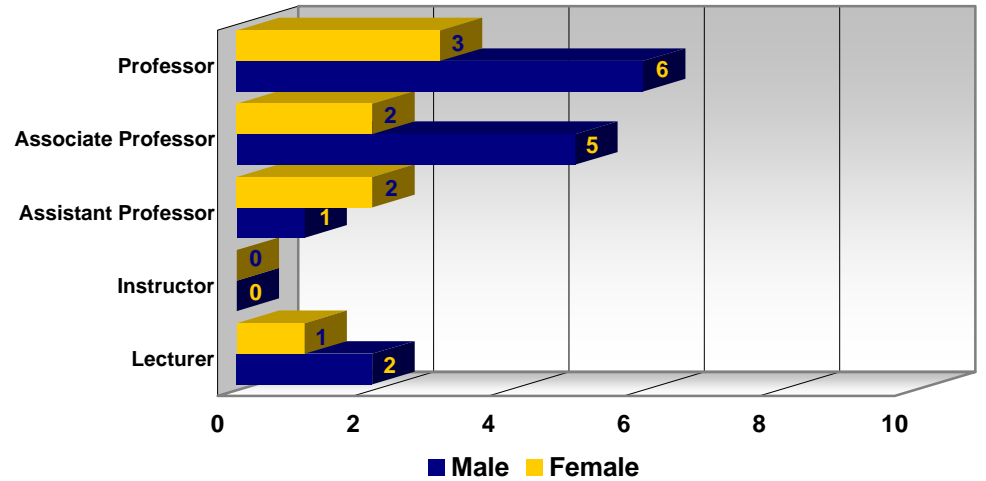
**Full-Time Faculty By School and Dept  
Fall 2008**

**COLLEGE OF ARTS, SCIENCE AND LETTERS**

**Lit, Philosophy & the Arts**



**Mathematics**

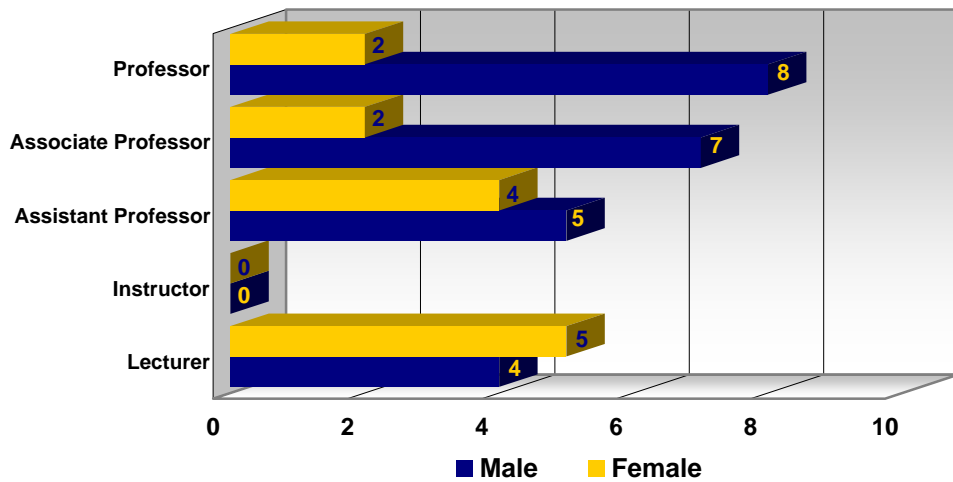


Source: IPEDS Fall Staff Survey data as of November 1.  
 Notes: Beginning in Fall 2006, adjuncts were no longer included in the lecturer count.  
 These counts exclude visiting and emeritus titles.

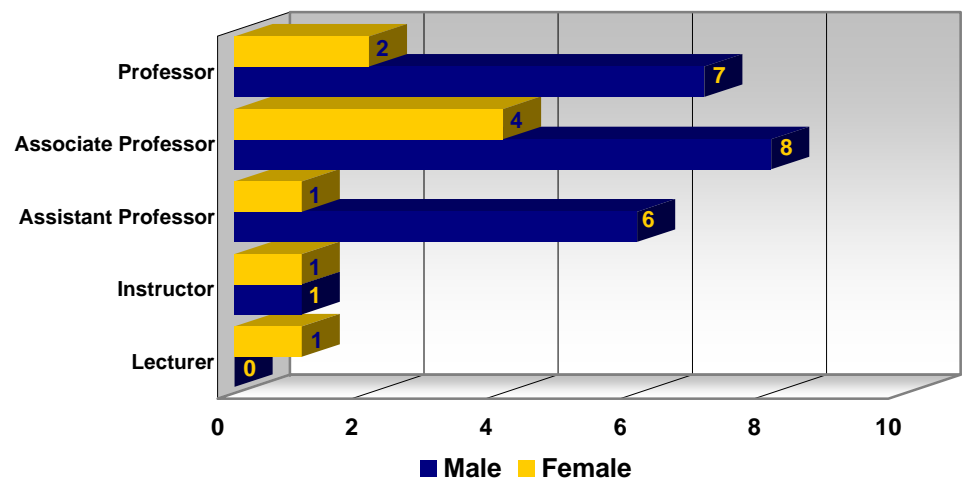
**Full-Time Faculty By School and Dept  
Fall 2008**

**COLLEGE OF ARTS, SCIENCE AND LETTERS**

**Natural Sciences**



**Social Sciences**



Source: IPEDS Fall Staff Survey data as of November 1.  
 Notes: Beginning in Fall 2006, adjuncts were no longer included in the lecturer count.  
 These counts exclude visiting and emeritus titles.

**Full-Time Faculty By School and Dept  
Fall 2008**

**ENGINEERING**

**Headcount By Dept**

	<b>Professor</b>	<b>Associate Professor</b>	<b>Assistant Professor</b>	<b>Instructor</b>	<b>Lecturer</b>	<b>Total</b>
Computer & Information	3	7	4	0	0	14
Electrical Engineering	3	8	3	0	0	14
Industrial & Systems Eng	6	4	4	0	0	14
Mechanical Eng	8	7	3	0	0	18
<b>Total</b>	<b>20</b>	<b>26</b>	<b>14</b>	<b>0</b>	<b>0</b>	<b>60</b>

**Percentage By Rank and Dept**

	<b>Professor</b>	<b>Associate Professor</b>	<b>Assistant Professor</b>	<b>Instructor</b>	<b>Lecturer</b>	<b>Total</b>
Computer & Information	21%	50%	29%	0%	0%	100%
Electrical Engineering	21%	57%	21%	0%	0%	100%
Industrial & Systems Eng	43%	29%	29%	0%	0%	100%
Mechanical Eng	44%	39%	17%	0%	0%	100%
<b>Total</b>	<b>33%</b>	<b>43%</b>	<b>23%</b>	<b>0%</b>	<b>0%</b>	<b>100%</b>

Source: IPEDS Fall Staff Survey data as of November 1.

Notes: Beginning in Fall 2006, adjuncts were no longer included in the lecturer count.

These counts exclude visiting and emeritus titles.

**Full-Time Faculty By School and Dept  
Fall 2008**

**ENGINEERING**

**Demographics By Dept.**

**Computer & Information**

	Gender		Ethnicity					Tenure Status			
	F	M	White	Black	Hispanic	Asian	Native American	None	TEN	NTK	NOT
Professor	0	3	1	1	0	1	0	0	3	0	0
Associate Professor	0	7	2	0	1	4	0	0	7	0	0
Assistant Professor	0	4	1	0	0	3	0	0	0	4	0
Instructor	0	0	0	0	0	0	0	0	0	0	0
Lecturer	0	0	0	0	0	0	0	0	0	0	0
<b>Total Computer &amp; Information</b>	<b>0</b>	<b>14</b>	<b>4</b>	<b>1</b>	<b>1</b>	<b>8</b>	<b>0</b>	<b>0</b>	<b>10</b>	<b>4</b>	<b>0</b>

**Electrical Engineering**

	Gender		Ethnicity					Tenure Status			
	F	M	White	Black	Hispanic	Asian	Native American	None	TEN	NTK	NOT
Professor	1	2	2	0	0	1	0	0	3	0	0
Associate Professor	0	8	3	0	0	5	0	0	8	0	0
Assistant Professor	0	3	0	0	0	3	0	0	0	3	0
Instructor	0	0	0	0	0	0	0	0	0	0	0
Lecturer	0	0	0	0	0	0	0	0	0	0	0
<b>Total Engineering</b>	<b>1</b>	<b>13</b>	<b>5</b>	<b>0</b>	<b>0</b>	<b>9</b>	<b>0</b>	<b>0</b>	<b>11</b>	<b>3</b>	<b>0</b>

Source: IPEDS Fall Staff Survey data as of November 1.

Notes: Beginning in Fall 2006, adjuncts were no longer included in the lecturer count.

These counts exclude visiting and emeritus titles.

**Full-Time Faculty By School and Dept  
Fall 2008**

**ENGINEERING**

**Industrial & Systems**

	Gender		Ethnicity					Tenure Status			
	F	M	White	Black	Hispanic	Asian	Native American	None	TEN	NTK	NOT
Professor	0	6	2	0	0	4	0	0	5	1	0
Associate Professor	0	4	3	0	0	1	0	0	4	0	0
Assistant Professor	0	4	0	0	0	4	0	0	0	4	0
Instructor	0	0	0	0	0	0	0	0	0	0	0
Lecturer	0	0	0	0	0	0	0	0	0	0	0
<b>Total Industrial &amp; Systems Eng</b>	<b>0</b>	<b>14</b>	<b>5</b>	<b>0</b>	<b>0</b>	<b>9</b>	<b>0</b>	<b>0</b>	<b>9</b>	<b>5</b>	<b>0</b>

**Mechanical**

	Gender		Ethnicity					Tenure Status			
	F	M	White	Black	Hispanic	Asian	Native American	None	TEN	NTK	NOT
Professor	0	8	2	0	0	6	0	0	8	0	0
Associate Professor	1	6	3	0	0	4	0	0	7	0	0
Assistant Professor	0	3	0	0	1	2	0	0	0	3	0
Instructor	0	0	0	0	0	0	0	0	0	0	0
Lecturer	0	0	0	0	0	0	0	0	0	0	0
<b>Total Mechanical Eng</b>	<b>1</b>	<b>17</b>	<b>5</b>	<b>0</b>	<b>1</b>	<b>12</b>	<b>0</b>	<b>0</b>	<b>15</b>	<b>3</b>	<b>0</b>

Source: IPEDS Fall Staff Survey data as of November 1.

Notes: Beginning in Fall 2006, adjuncts were no longer included in the lecturer count.

These counts exclude visiting and emeritus titles.

**Full-Time Faculty By School and Dept  
Fall 2008**

**ENGINEERING**

**AVERAGE SALARIES**

	<b>Professor</b>	<b>Associate Professor</b>	<b>Assistant Professor</b>	<b>Instructor</b>	<b>Lecturer</b>	<b>Total School Avg</b>
Computer & Information Sci	\$126,280	\$88,601	\$86,996	\$0	\$0	\$301,877
Electrical Engineering	\$122,917	\$89,141	\$80,715	\$0	\$0	\$292,773
Industrial & Systems Eng	\$110,865	\$87,204	\$79,169	\$0	\$0	\$277,238
Mechanical Eng	\$123,626	\$84,444	\$79,118	\$0	\$0	\$287,188

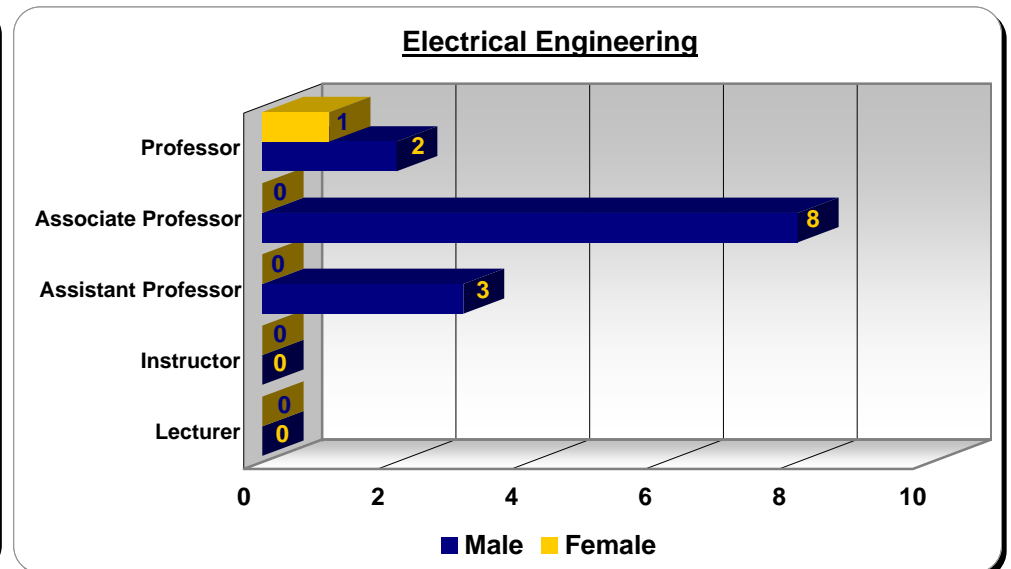
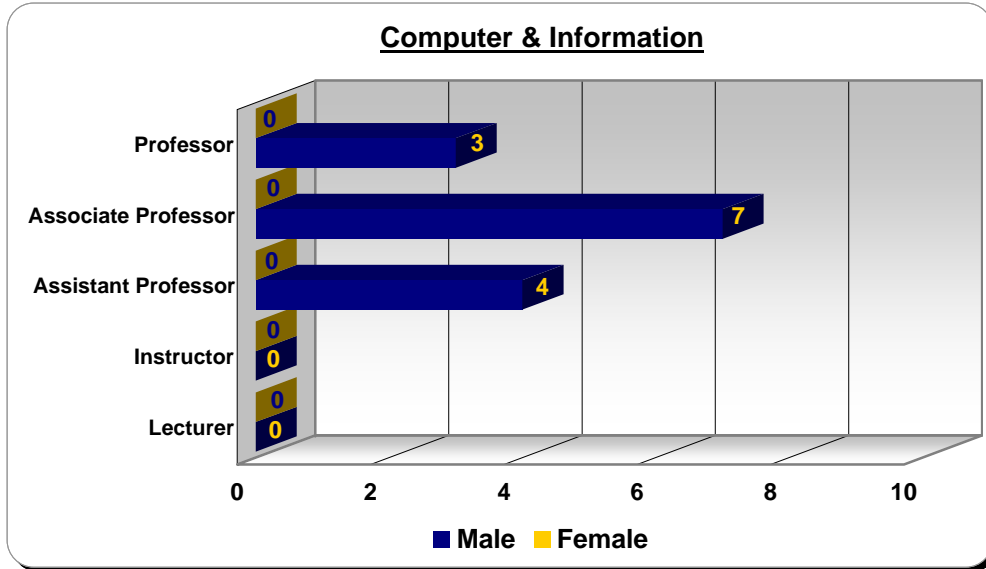
Source: IPEDS Fall Staff Survey data as of November 1.

Notes: Beginning in Fall 2006, adjuncts were no longer included in the lecturer count.

These counts exclude visiting and emeritus titles.

**Full-Time Faculty By School and Dept  
Fall 2008**

**ENGINEERING**



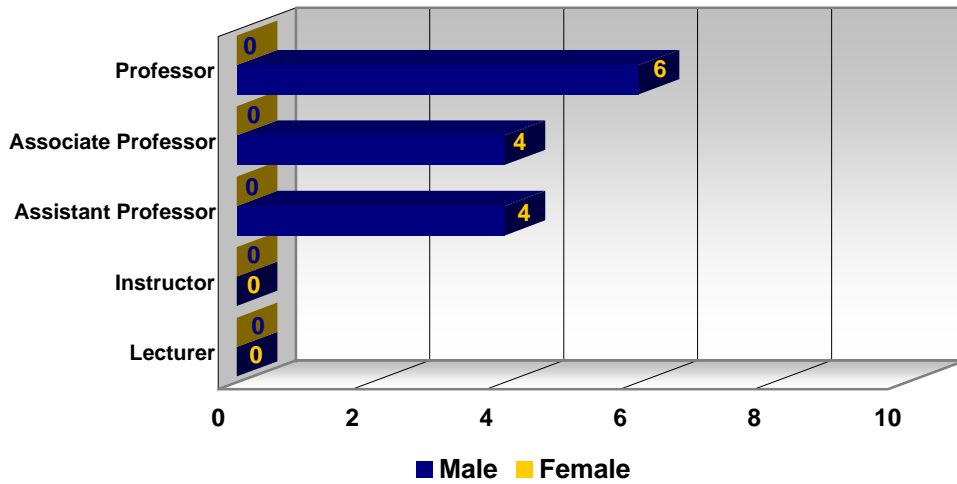
Source: IPEDS Fall Staff Survey data as of November 1.  
 Notes: Beginning in Fall 2006, adjuncts were no longer included in the lecturer count.  
 These counts exclude visiting and emeritus titles.

Budget Services  
 Updated 1/5/09

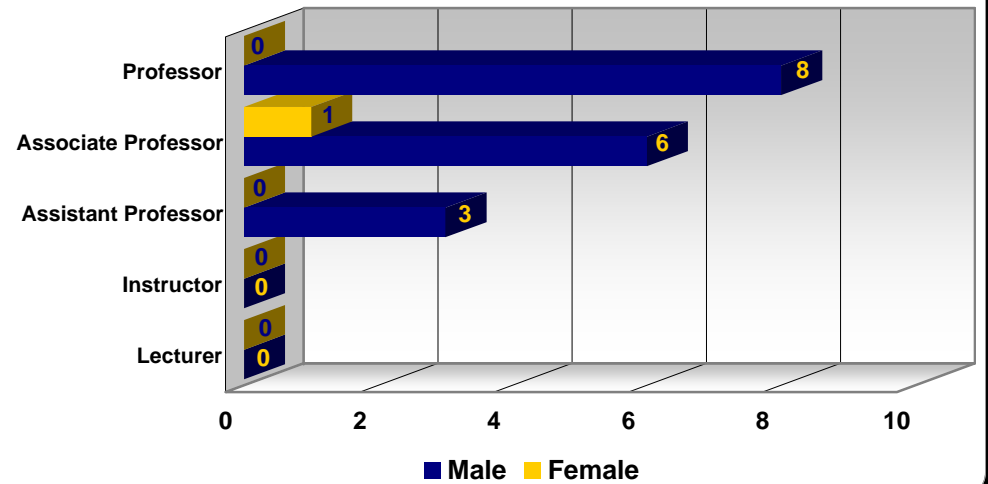
**Full-Time Faculty By School and Dept  
Fall 2008**

**ENGINEERING**

**Industrial & Systems**



**Mechanical Eng**



Source: IPEDS Fall Staff Survey data as of November 1.

Notes: Beginning in Fall 2006, adjuncts were no longer included in the lecturer count.

These counts exclude visiting and emeritus titles.

**Full-Time Faculty By School and Dept  
Fall 2008**

**EDUCATION**

**Headcount By Dept**

	<b>Professor</b>	<b>Associate Professor</b>	<b>Assistant Professor</b>	<b>Instructor</b>	<b>Lecturer</b>	<b>Total</b>
Education	5	11	8	0	0	24
<b>Total</b>	<b>5</b>	<b>11</b>	<b>8</b>	<b>0</b>	<b>0</b>	<b>24</b>

**Percentage By Rank and Dept**

	<b>Professor</b>	<b>Associate Professor</b>	<b>Assistant Professor</b>	<b>Instructor</b>	<b>Lecturer</b>	<b>Total</b>
Education	21%	46%	33%	0%	0%	100%
<b>Total</b>	<b>21%</b>	<b>46%</b>	<b>33%</b>	<b>0%</b>	<b>0%</b>	<b>100%</b>

Source: IPEDS Fall Staff Survey data as of November 1.

Notes: Beginning in Fall 2006, adjuncts were no longer included in the lecturer count.

These counts exclude visiting and emeritus titles.

**Full-Time Faculty By School and Dept  
Fall 2008**

**EDUCATION**

**Demographics By Dept.**

**Education**

	Gender		Ethnicity					Tenure Status			
	F	M	White	Black	Hispanic	Asian	Native American	None	TEN	NTK	NOT
Professor	3	2	5	0	0	0	0	0	5	0	0
Associate Professor	6	5	8	1	1	1	0	0	11	0	0
Assistant Professor	7	1	6	2	0	0	0	0	0	8	0
Instructor	0	0	0	0	0	0	0	0	0	0	0
Lecturer	0	0	0	0	0	0	0	0	0	0	0
<b>Total Education</b>	<b>16</b>	<b>8</b>	<b>19</b>	<b>3</b>	<b>1</b>	<b>1</b>	<b>0</b>	<b>0</b>	<b>16</b>	<b>8</b>	<b>0</b>

**AVERAGE SALARIES**

	Professor	Associate Professor	Assistant Professor	Instructor	Lecturer	Total School Avg
Education	\$90,698	\$65,588	\$55,155	\$0	\$0	\$211,441

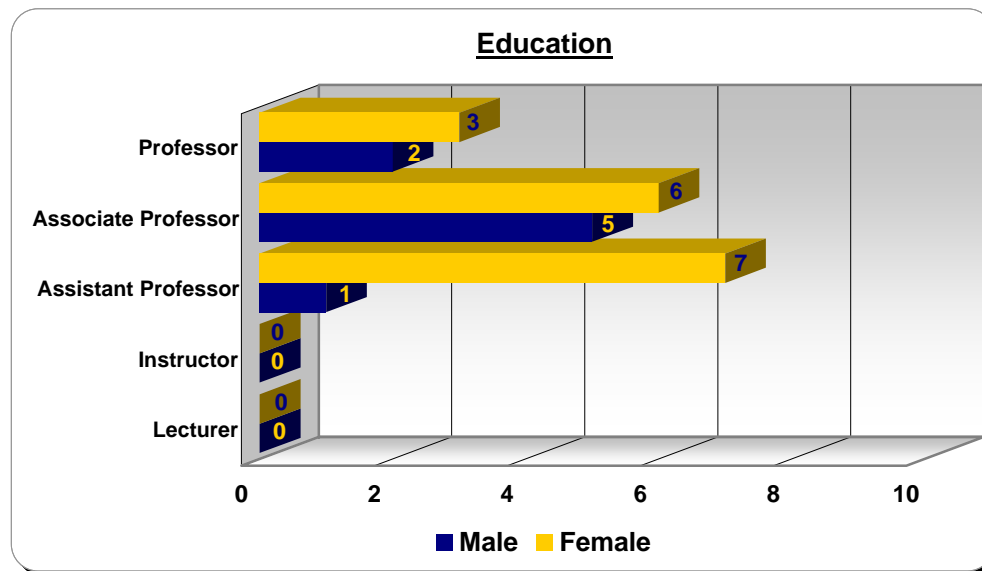
Source: IPEDS Fall Staff Survey data as of November 1.

Notes: Beginning in Fall 2006, adjuncts were no longer included in the lecturer count.

These counts exclude visiting and emeritus titles.

**Full-Time Faculty By School and Dept  
Fall 2008**

**EDUCATION**



Source: IPEDS Fall Staff Survey data as of November 1.

Notes: Beginning in Fall 2006, adjuncts were no longer included in the lecturer count.

These counts exclude visiting and emeritus titles.

**Full-Time Faculty By School and Dept  
Fall 2008**

**MANAGEMENT**

**Headcount By Dept**

	<b>Professor</b>	<b>Associate Professor</b>	<b>Assistant Professor</b>	<b>Instructor</b>	<b>Lecturer</b>	<b>Total</b>
Accounting and Finance	5	4	5	0	5	19
Management Studies	4	7	10	0	5	26
<b>Total</b>	<b>9</b>	<b>11</b>	<b>15</b>	<b>0</b>	<b>10</b>	<b>45</b>

**Percentage By Rank and Dept**

	<b>Professor</b>	<b>Professor</b>	<b>Professor</b>	<b>Instructor</b>	<b>Lecturer</b>	<b>Total</b>
Accounting and Finance	26%	21%	26%	0%	26%	100%
Management Studies	15%	27%	38%	0%	19%	100%
<b>Total</b>	<b>20%</b>	<b>24%</b>	<b>33%</b>	<b>0%</b>	<b>22%</b>	<b>100%</b>

Source: IPEDS Fall Staff Survey data as of November 1.

Notes: Beginning in Fall 2006, adjuncts were no longer included in the lecturer count.

These counts exclude visiting and emeritus titles.

Budget Services

Updated 1/5/09

**Full-Time Faculty By School and Dept  
Fall 2008**

**MANAGEMENT**

**Demographics By Dept.**

**Accounting and Finance**

	Gender		Ethnicity					Tenure Status			
	F	M	White	Black	Hispanic	Asian	Native American	None	TEN	NTK	NOT
Professor	0	5	4	0	0	1	0	0	5	0	0
Associate Professor	1	3	4	0	0	0	0	0	4	0	0
Assistant Professor	3	2	1	0	1	2	0	1	0	5	0
Instructor	0	0	0	0	0	0	0	0	0	0	0
Lecturer	4	1	4	0	1	0	0	0	0	0	5
<b>Total Accounting and Finance</b>	<b>8</b>	<b>11</b>	<b>13</b>	<b>0</b>	<b>2</b>	<b>3</b>	<b>0</b>	<b>1</b>	<b>9</b>	<b>5</b>	<b>5</b>

**Management Studies**

	Gender		Ethnicity					Tenure Status			
	F	M	White	Black	Hispanic	Asian	Native American	None	TEN	NTK	NOT
Professor	0	4	3	0	0	1	0	0	4	0	0
Associate Professor	2	5	6	0	0	1	0	0	7	0	0
Assistant Professor	6	4	4	1	0	5	0	0	0	10	0
Instructor	0	0	0	0	0	0	0	0	0	0	0
Lecturer	1	4	4	1	0	0	0	0	0	0	5
<b>Total Management Studies</b>	<b>9</b>	<b>17</b>	<b>17</b>	<b>2</b>	<b>0</b>	<b>7</b>	<b>0</b>	<b>0</b>	<b>11</b>	<b>10</b>	<b>5</b>

Source: IPEDS Fall Staff Survey data as of November 1.

Notes: Beginning in Fall 2006, adjuncts were no longer included in the lecturer count.

These counts exclude visiting and emeritus titles.

Budget Services

Updated 1/5/09

**Full-Time Faculty By School and Dept  
Fall 2008**

**MANAGEMENT**

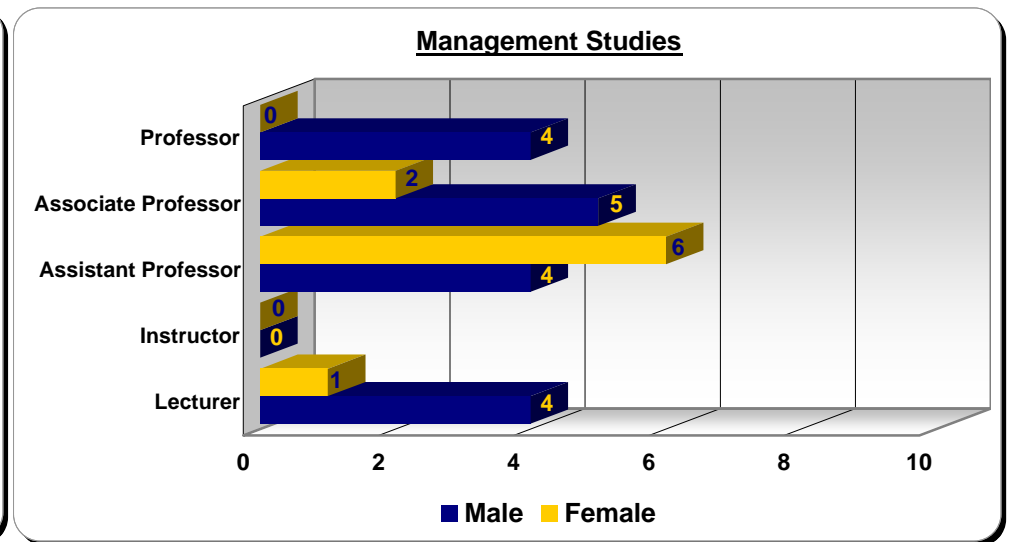
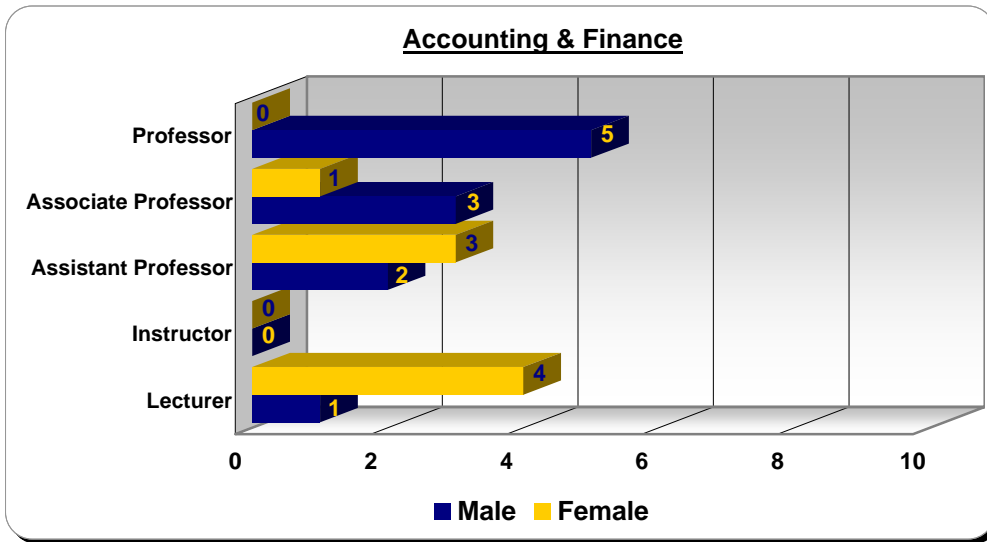
**AVERAGE SALARIES**

	<b>Professor</b>	<b>Associate Professor</b>	<b>Assistant Professor</b>	<b>Instructor</b>	<b>Lecturer</b>	<b>Total School Avg</b>
Accounting and Finance	\$133,508	\$133,861	\$105,473	\$0	\$68,508	\$441,350
Management Studies	\$124,577	\$124,298	\$105,731	\$0	\$61,601	\$416,207

Source: IPEDS Fall Staff Survey data as of November 1.  
 Notes: Beginning in Fall 2006, adjuncts were no longer included in the lecturer count.  
 These counts exclude visiting and emeritus titles.  
 Budget Services  
 Updated 1/5/09

**Full-Time Faculty By School and Dept  
Fall 2008**

**MANAGEMENT**



Source: IPEDS Fall Staff Survey data as of November 1.  
 Notes: Beginning in Fall 2006, adjuncts were no longer included in the lecturer count.  
 These counts exclude visiting and emeritus titles.  
 Budget Services  
 Updated 1/5/09